

# TEXAS VOTER POLL



September 14, 2021

In advance of next week's third special legislative session, a new poll released today shows that Texas voters are increasingly concerned about the state's future — and they overwhelmingly want leaders to take advantage of billions of federal stimulus dollars coming to Texas.

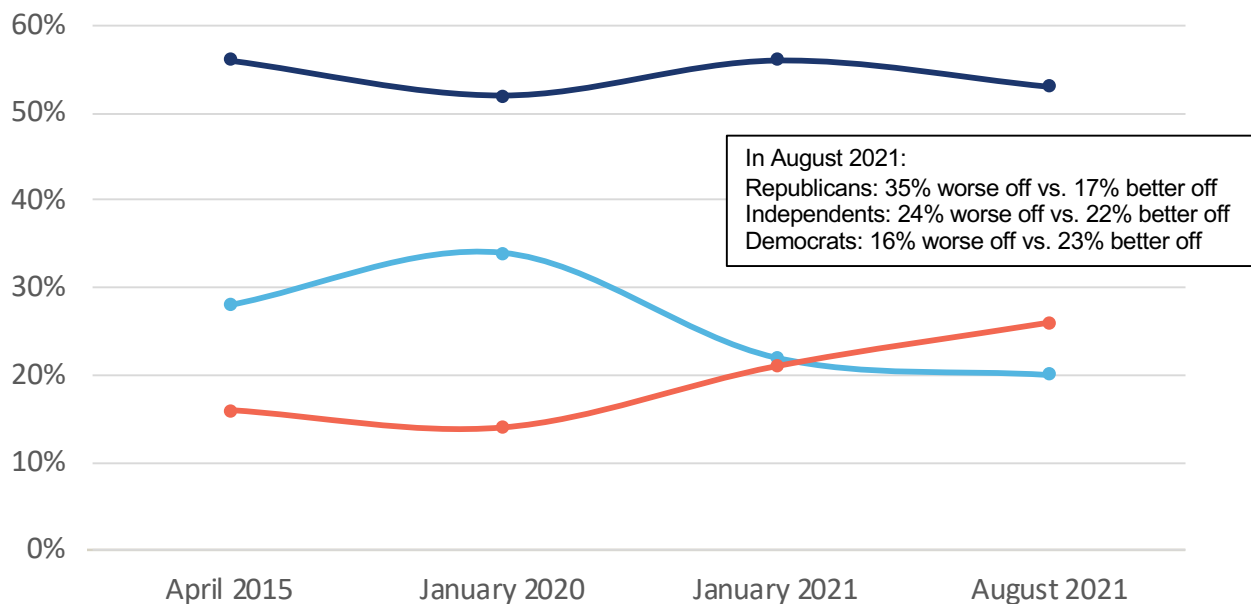
Texas 2036 projects that \$12.2 billion of the \$15.8 billion in available federal stimulus funds can be spent with relatively few federal limits or restrictions. The remaining amounts can be spent on specific allowable uses under federal law, which can include water, broadband, and COVID-19 public health responses. As discussed in a series of analyses at [www.texas2036.org/federal-funds](http://www.texas2036.org/federal-funds), we recommend that appropriators consider:

- **Targeting Long-Term Solutions** that will positively impact our state for decades, spur economic growth, and reduce future costs.
- **Seeking Financial Sustainability** by focusing on one-time costs or expenses that can be covered through long-term savings.
- **Coordinating Efforts to Maximize Impact** by working with cities, counties, school districts, businesses, and the philanthropic community to align strategies and address systemic problems.

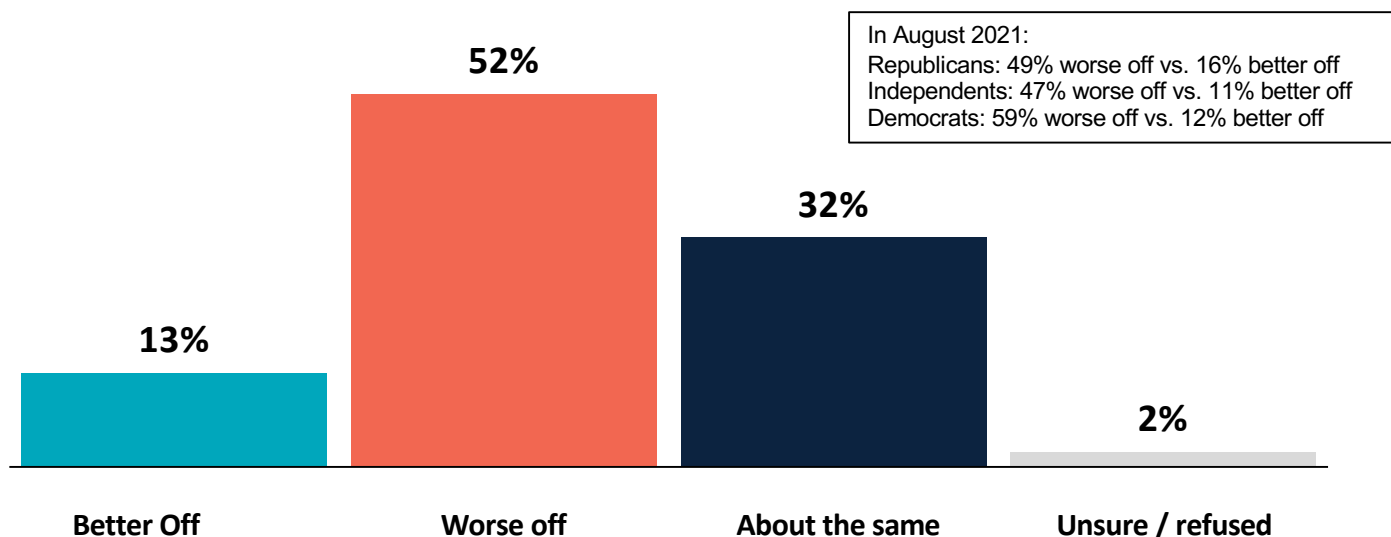
*"This poll shows that Texans are still one people — far more binds us than divides us. Most of us share the same aspirations, want to take advantage of the same opportunities, and recognize the challenges that Texas will have to overcome to create a thriving economy. The legislature can help address those concerns about the future — and capitalize on the powerful opportunities we now face — by appropriating federal COVID relief funds in an ambitious, responsible, far-sighted way."*

**– Margaret Spellings, President and CEO, Texas 2036**

## Compared to this time last year, would you say that you are

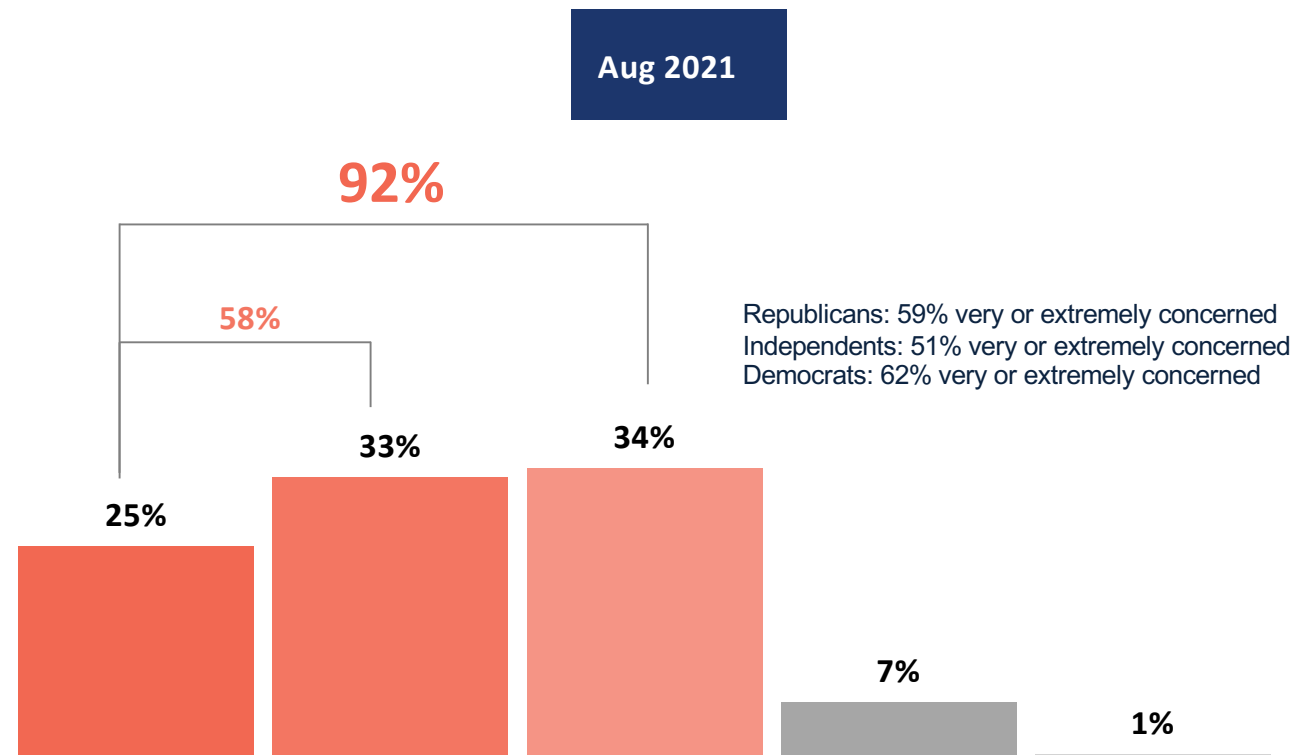
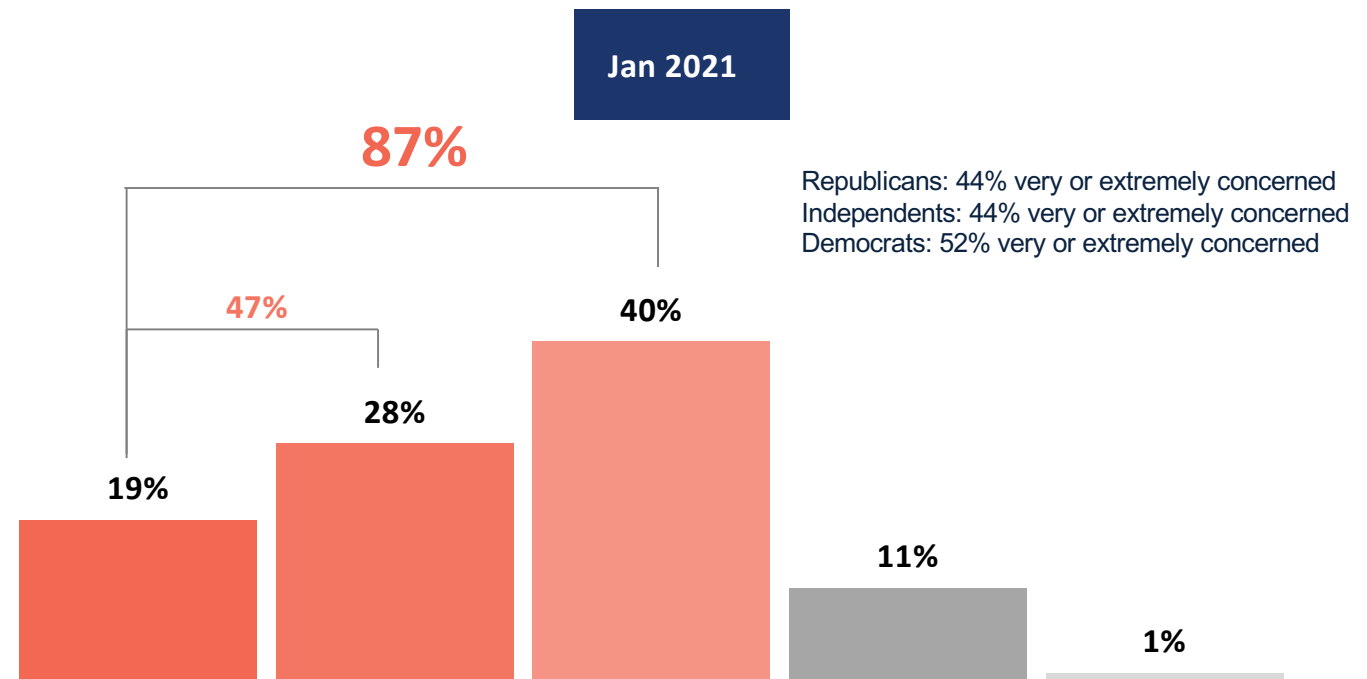


## Compared to this time last year, would you say the State of Texas is

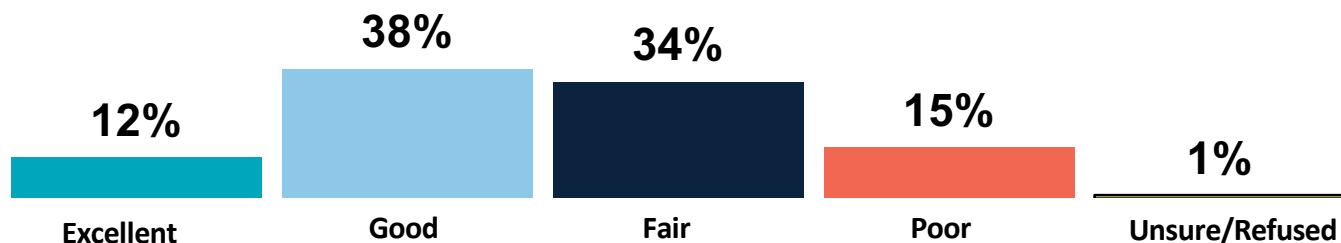


## Which best describes your level of concern regarding the future of Texas?

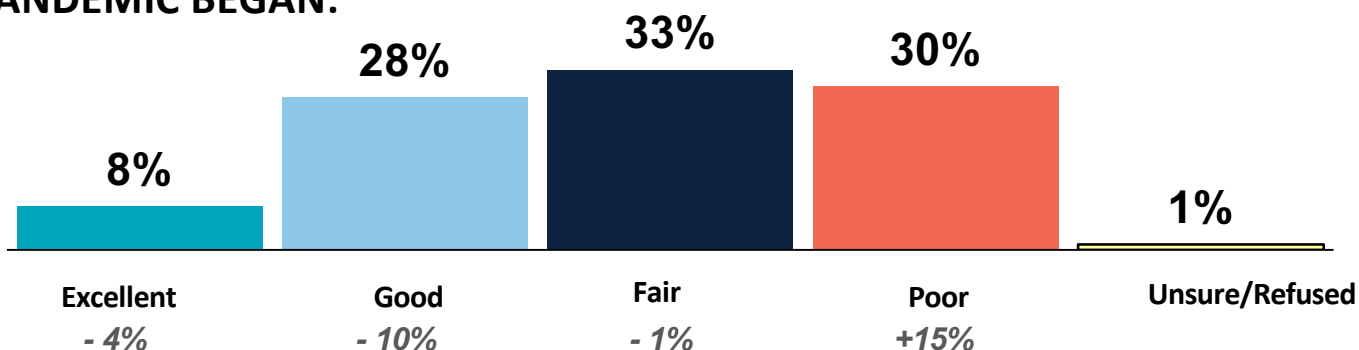
Extremely concerned   Very concerned   Somewhat concerned   Not at all concerned   Unsure / Refused



In January 2021, voters were asked to rate the Texas state government's ability to solve problems and serve the needs of its residents BEFORE THE PANDEMIC:

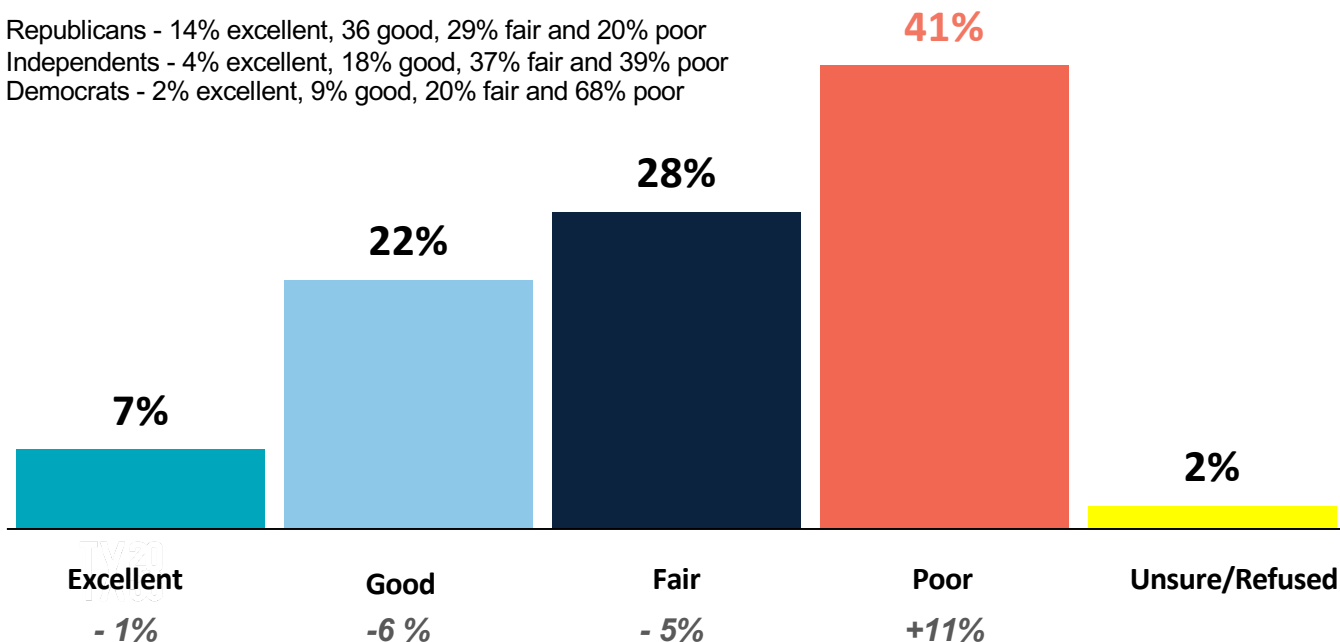


In January 2021, voters were also asked to rate state government's ability to solve problems and serve the needs of its residents SINCE THE PANDEMIC BEGAN:



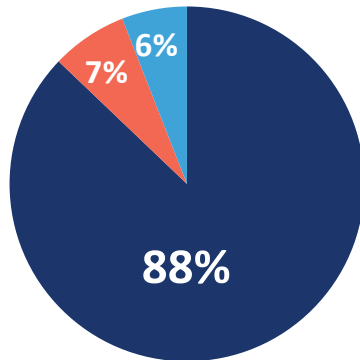
In August 2021, we asked voters to rate the Texas state government's performance this year in solving problems and serving the needs of its residents:

Republicans - 14% excellent, 36 good, 29% fair and 20% poor  
Independents - 4% excellent, 18% good, 37% fair and 39% poor  
Democrats - 2% excellent, 9% good, 20% fair and 68% poor



Please tell me if you strongly favor, somewhat favor, somewhat oppose or strongly oppose each of the following possible uses of the \$16 billion in Federal Stimulus Funds that the State of Texas must spend over the next few years:

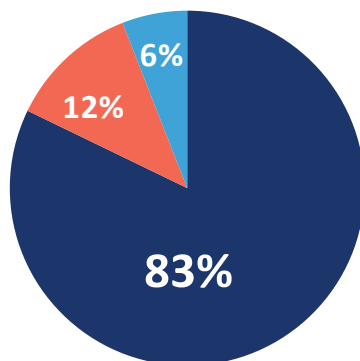
■ Favor ■ Oppose ■ Depends / Unsure



Water Projects

Using \$3 billion or about 19% of the federal funds for state water projects that **improve the cleanliness** of drinking water and access to water during drought conditions.

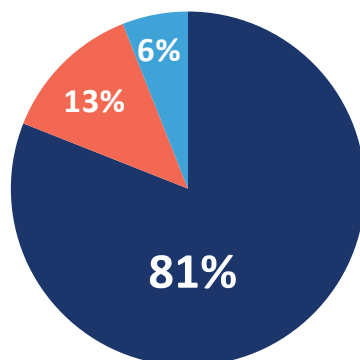
TOTAL FAVOR		TOTAL OPPOSE
88%	Dallas-Ft. Worth	7%
88%	Houston	6%
86%	Austin/Waco/Bryan	8%
88%	San Ant/South/EI Paso	4%
89%	West Texas markets	5%
85%	East Texas markets	15%
89%	Republican	7%
84%	Independent	8%
88%	Democratic	5%



Electrical Grid and Generation

Using \$3 billion or about 19% of the federal funds to make **upgrades to the state's electrical grid and generation**, including weatherization, new energy technologies, and transmission improvements.

TOTAL FAVOR		TOTAL OPPOSE
80%	Dallas-Ft. Worth	13%
88%	Houston	8%
86%	Austin/Waco/Bryan	9%
84%	San Ant/South/EI Paso	11%
76%	West Texas markets	18%
74%	East Texas markets	22%
79%	Republican	16%
80%	Independent	12%
89%	Democratic	7%



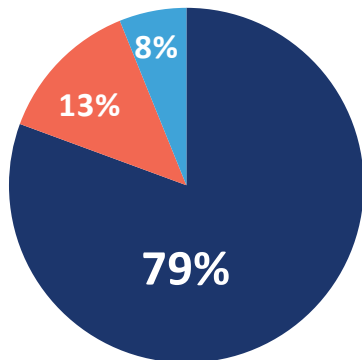
Broadband/ Emergency Communication Infrastructure

Using \$2 billion or about 13% of the federal funds to improve the state's broadband and emergency communications infrastructure, increasing **access to the internet in rural** and under-served areas, and enhancing disaster response capabilities.

TOTAL FAVOR		TOTAL OPPOSE
79%	Dallas-Ft. Worth	15%
80%	Houston	13%
86%	Austin/Waco/Bryan	9%
82%	San Ant/South/EI Paso	11%
81%	West Texas markets	14%
82%	East Texas markets	13%
76%	Republican	18%
79%	Independent	12%
88%	Democratic	7%

Please tell me if you strongly favor, somewhat favor, somewhat oppose or strongly oppose each of the following possible uses of the \$16 billion in Federal Stimulus Funds that the State of Texas must spend over the next few years:

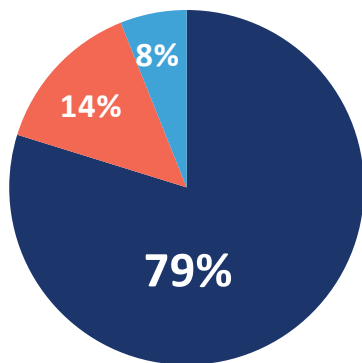
■ Favor ■ Oppose ■ Depends / Unsure



Cybersecurity & Technology Systems

Using \$1 billion or about 6% of the federal funds to improve the state's cybersecurity and technology systems which would **improve customer service** and protect your data.

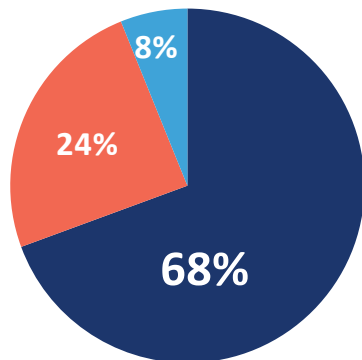
TOTAL FAVOR		TOTAL OPPOSE
74%	Dallas-Ft. Worth	19%
88%	Houston	8%
76%	Austin/Waco/Bryan	14%
81%	San Ant/South/EI Paso	8%
73%	West Texas markets	17%
71%	East Texas markets	24%
78%	Republican	15%
73%	Independent	18%
83%	Democratic	10%



Flood Prevention Capabilities

Using \$1 billion or about 6% of the federal funds to **improve flood prevention capabilities**.

TOTAL FAVOR		TOTAL OPPOSE
74%	Dallas-Ft. Worth	19%
88%	Houston	8%
76%	Austin/Waco/Bryan	14%
81%	San Ant/South/EI Paso	8%
73%	West Texas markets	17%
71%	East Texas markets	24%
78%	Republican	15%
73%	Independent	18%
83%	Democratic	10%

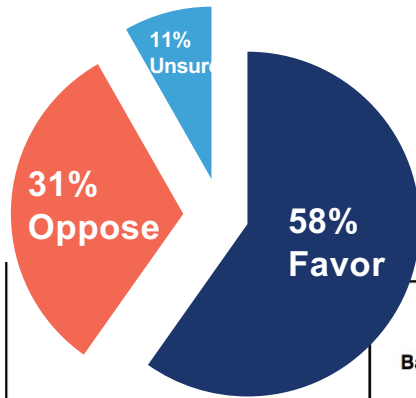


State Parks

Using \$1 billion or about 6% of the federal funds to **build new state parks** and improve existing parks.

TOTAL FAVOR		TOTAL OPPOSE
69%	Dallas-Ft. Worth	24%
71%	Houston	23%
68%	Austin/Waco/Bryan	25%
68%	San Ant/South/EI Paso	21%
59%	West Texas markets	33%
58%	East Texas markets	33%
61%	Republican	31%
69%	Independent	20%
75%	Democratic	19%

Please tell me if you strongly favor, somewhat favor, somewhat oppose or strongly oppose each of the following possible uses of the \$16 billion in Federal Stimulus Funds that the State of Texas must spend over the next few years:



*Using \$7 billion or about 44% of the federal funds to replenish the state's unemployment trust fund, which will help prevent the need to increase taxes on employers in the future.*

	Base	Strongly favor	Somewhat favor	TOTAL FAVOR	Somewhat oppose	Strongly oppose	TOTAL OPPOSE	Depends / Neutral	Unsure	DEPENDS / UNSURE
<b>Total</b>	<b>1001</b>	<b>23%</b>	<b>35%</b>	<b>58%</b>	<b>17%</b>	<b>14%</b>	<b>31%</b>	<b>7%</b>	<b>4%</b>	<b>11%</b>
<b>URBANSEX - Gender/Urban-Sub vs Rural</b>										
Male / urban-suburb	283	23%	34%	57%	19%	15%	35%	6%	3%	8%
Male / rural	172	25%	30%	54%	16%	21%	37%	5%	3%	8%
Female / urban-suburb	323	22%	40%	61%	15%	10%	26%	7%	6%	13%
Female / rural	223	25%	32%	58%	17%	12%	30%	9%	4%	13%
<b>URBANAG5 - Age/Urban-Sub vs Rural</b>										
Under 55 / urban-suburb	327	25%	39%	64%	16%	10%	27%	6%	3%	9%
Under 55 / rural	220	26%	30%	56%	16%	15%	30%	10%	4%	14%
55+ / urban-suburb	274	20%	34%	54%	18%	15%	33%	7%	6%	13%
55+ / rural	171	24%	32%	56%	19%	18%	37%	4%	3%	6%
Age unknown	9	11%	36%	47%	31%	10%	42%	0%	11%	11%
<b>RPARTYTS - Partisan Vote</b>										
Republican	415	23%	32%	55%	14%	19%	33%	8%	4%	12%
Independent	226	18%	32%	50%	19%	17%	36%	10%	4%	13%
Democratic	359	27%	39%	66%	19%	7%	26%	4%	4%	8%
<b>R89TS - Gender &amp; Partisan</b>										
Male GOP	211	22%	33%	55%	15%	22%	37%	4%	4%	8%
Female GOP	204	24%	31%	55%	13%	16%	29%	11%	5%	16%
Male IND	107	20%	29%	49%	20%	19%	39%	10%	2%	12%
Female IND	119	17%	34%	51%	19%	15%	34%	10%	5%	15%
Male DEM	137	30%	32%	62%	22%	10%	32%	4%	2%	6%
Female DEM	222	26%	43%	69%	17%	5%	22%	4%	6%	9%
<b>R90TS55 - Age &amp; Partisan</b>										
Under 55 GOP	195	26%	31%	57%	15%	15%	30%	9%	4%	12%
55 & over GOP	216	20%	33%	53%	14%	22%	36%	7%	5%	11%
Under 55 IND	128	18%	31%	49%	19%	17%	36%	12%	4%	15%
55 & over IND	95	19%	34%	53%	18%	18%	36%	8%	4%	11%
Under 55 DEM	224	28%	41%	70%	15%	7%	22%	5%	3%	8%
55 & over DEM	135	25%	35%	60%	25%	7%	32%	2%	6%	8%
Age unknown	9	11%	36%	47%	31%	10%	42%	0%	11%	11%